

Whole-Home WiFi Connect

ALPINE
communications

Everything you want in home WiFi for every room, every device, every day.

We make it easy to enjoy fast and reliable WiFi throughout your home. Alpine Whole-Home WiFi Connect provides a next-generation WiFi 6 router for seamless signal continuity plus 24/7 remote support for a hassle-free experience.

Go ahead. Relax.

If you're frustrated with the poor performance and spotty WiFi coverage of your outdated router, it's time to move to Whole-Home WiFi Connect.



Plenty for everyone

Game, stream movies, and connect to work or school—all at the same time, with no interruptions—with WiFi 6.



You're in control

View and manage devices connected to your WiFi network, resolve performance issues with router resets and speed test, and pause the internet with the SmartHub app.



Secure and worry-free

Powerful home WiFi that's fully managed by Alpine Communications and controlled by you.

PO Box 1008 | 923 Humphrey St | Elkader, IA 52043
563-245-4000 | www.alpinecom.net

Alpine Whole-Home WiFi Connect works in conjunction with your Alpine Communications Internet service. Residential customers only. 24-month agreement required. Some restrictions apply, contact us for details.

WiFi 6 Router and Remote Management



\$ 9.95/mo.

Expand Your WiFi Coverage

WiFi 6 Access Point
\$ 9.95/mo.

WiFi 5 Access Point
\$ 4.95/mo.

Whole-Home WiFi Connect Optimization and Installation

\$ 100.00 for the router




+ \$ 75.00

for each additional access point if installed at the same time as the router



Get All This With Whole-Home WiFi Connect

See how Alpine Whole-Home WiFi Connect compares to installing and managing a WiFi network yourself:

| | WHOLE-HOME WIFI CONNECT | SELF INSTALLED WIFI |
|--|--|---|
|  INSTALLATION | A local technician will come to your home and fully setup your WiFi network to ensure you can connect in all of the areas of your home. | You set up the network yourself, which may take a long time if you're not sure how to do it. |
|  EQUIPMENT | The router we install for you has been tested and trialed, minimizing WiFi connection problems. With WiFi 6 technology, you can connect up to 150 devices to your network. Furthermore, Whole-Home WiFi Connect enables you to add wireless mesh access points to eliminate WiFi dead zones. | You must stay up to date on which routers are most secure. This may include going through the hassle of purchasing a new one. |
|  MAINTENANCE & SUPPORT | Use the SmartHub app to view and manage devices connected to your WiFi network, resolve performance issues with router resets, speed test, and pause the internet. | You must rely on spending hours researching and troubleshooting issues yourself, which oftentimes means waiting on hold, searching Web forums, or calling technical support in a foreign country. |

Make Your Home a WiFi Powerhouse with WiFi 6

Alpine Communications gives your home an upgrade with a signal in every room, strong connections for all your devices, and increased speeds for faster online activity.

BUILT FOR THE MODERN HOME
Connect 150+ wireless devices without affecting your network.

NO MORE LAG
Smoother streaming, faster downloads and improved gaming and video conferencing.

FASTER SPEEDS
Up to 40% faster experiences when you connect WiFi 6 enabled devices to WiFi Connect.

ELIMINATE DEAD SPOTS
WiFi Connect eliminates dead spots in your home for productivity and streaming in every room when you add access points to your network.

Learn more about Alpine Whole-Home WiFi Connect, call us at **563-245-4000** or visit www.alpinecom.net.

